

NEW **SWIFT**



WELCOME TO GOOD DIFFERENT


SUZUKI. JUST STRAIGHT-UP, GREAT DRIVING. SINCE 1955, WE'VE BUILT CARS WITH PERSONALITY THAT ARE PROUDLY DIFFERENT.

At Suzuki, we do things a little differently, by offering great tech, amazing specs, and superb value. That's why every car in our range is Hybrid* as standard, and jam-packed with clever features. From small, fun Mild Hybrids all the way up to Plug-in Hybrid, head-turning SUVs with ALLGRIP 4-wheel drive**, there's no hidden add-ons, no surprises. See? Good Different.

We also know that car ownership doesn't stop at the car - it's about having a friendly, dedicated team you can rely on when you need them. Up and down the country, we have a brilliant network of dealers here to make the difference.

Test drive a Suzuki and experience our impressive blend of performance, dependability and safety features. Ready for something a little different? Come and get behind the wheel.

SUZUKI. GOOD DIFFERENT.




Swift




Ignis



Vitara



S-Cross



Swace



Across

* Excluding Jimny, Ignis and Swift are Mild Hybrid (MHEV). Vitara and S-Cross are available as either a Full or Mild Hybrid. Swace is a Full Hybrid (HEV). Across is a Plug-in Hybrid (PHEV).
** Available as an optional extra on selected models.



New Swift. New Look

Our iconic Swift returns with a new look, but the same fun attitude. The compact and dynamic design makes it the perfect city hatchback, while the modern interior and suite of driver convenience features ensures a comfortable and connected experience. And with advanced safety features as standard, Swift is packed with all the tech you need to travel with confidence.



40 Years of Swift

When it comes to building small cars that are fun to drive and economical to run, we've got decades of experience. Everything we've learned over the years has gone into the development of the new Swift, so you get a car that's refined, optimised and ready for a new era.


Stylish and Dynamic

Same DNA, but a transformed exterior. The Swift has a bold new look that's an evolution of its unique style heritage. With enhanced design features as standard and a range of colours to suit your personality, the new Swift is sure to get noticed.



Front and Rear LED Lights

Clear and energy efficient, the front and rear LED lights give a sleek, modern look.



Rear Upper Spoiler

The rear upper spoiler gives a sporty design flourish that complements the dynamic and compact hatchback styling.



16-inch Alloy Wheels*

Distinctive alloys give a stylish and premium look.



Floating Roof Effect


Swift's lightweight but strong body design is complemented with black window pillars that create a modern floating roof effect.

*Painted finish for Motion models and polished finish for Ultra models.



Stylish. Comfortable. Practical.

Driving should be exciting and engaging, so we've created an interior that's built around you. Premium dual-tone colour scheme, textured trims and a high-quality finish ensure you travel in comfort and style.




Spacious Interior

With comfortable seating and a surprisingly spacious interior front and back, the new Swift ensures an enjoyable journey for everyone without compromising on style.



Driver Orientated

A flat bottom steering wheel ensures an optimum driving position, and the central LCD display, that has been intentionally angled towards the driver, keeps you informed and connected.



Adaptable Luggage Space

It may be a compact hatchback, but the Swift comes with an impressive boot space. The rear features a wide and low opening for easy loading and unloading, while the foldable, 60/40 split rear seat backs allow you to configure the space to suit your needs.



Front Cup Holders

Small details make for a refreshing journey.



USB and Accessory Sockets

Keep those important devices charged while you're on the move.

Performance. Efficiency. Fun.

Experience the benefits of Mild Hybrid without the compromise. Swift's dynamic and responsive petrol engine is paired with Mild Hybrid technology to deliver impressive fuel efficiency and low CO2 emissions.

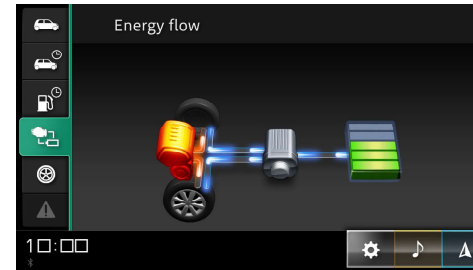


Mild Hybrid System for Enhanced Energy Efficiency

The Swift's light, compact, Mild Hybrid system provides battery assistance, meaning a small electric motor supports the petrol engine when it needs it most, such as during acceleration or going up a hill. This all results in impressive efficiency and no compromise to the dynamic driving performance.

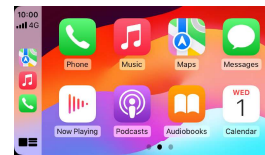
Driving Dynamics

In addition to the Mild Hybrid efficiency, there's a choice of 5-speed manual transmission, or a continuously variable transmission (CVT) automatic option for added convenience. And with specially tuned suspension that provides excellent comfort, handling and stability, the Swift is proof that a car can be fun and efficient.




Stay Comfortable and Connected

Inside Swift there are a range of clever technologies designed to keep you happy. Heated front seats and adaptive cruise control come as standard, and keyless entry and start make driving easier and more comfortable, while the 9-inch LCD media colour display keeps you connected and entertained throughout your journey.



Works with
Apple CarPlay



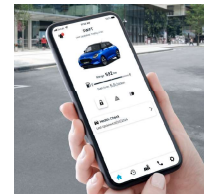
Works with
Android Auto



9-inch Multimedia Display

The Swift display audio features the latest in digital convenience, including wireless smartphone connectivity via Apple CarPlay[®] and Android Auto[™], voice recognition and hands-free Bluetooth[®] calling as standard. It also displays fuel economy, driving range, hybrid energy flow, warnings, and rear camera view. Additionally, an on-board navigation system that supports voice recognition keeps you connected at all times.

SUZUKI connect



Seven service functions available through the Suzuki Connect app let you keep tabs on your car at all times, so you can communicate with your car like never before.



Vehicle Status Notification

Get status notifications when you've forgotten to lock the doors or turn off headlights/hazard lamps. The doors can be locked remotely. You can also check fuel level, cruising range and average fuel consumption from the app home page.



Parked Car Locator

This function helps you find your car easily in large car parks such as at an airport, simply by looking at the map on your smartphone. You can also share the parking location with your family and friends straight from your smartphone.



Driving History

Check and manage driving history data for the past 18 months, including date/time, start/end points, distance and average fuel consumption. Separate data by driver or by trip and categorise according to private or business use. You even have the option to export the data if necessary.



Geofencing and Curfew Alert

By setting area and time parameters, you will be alerted when the car has left or entered a specific area. Curfew alert notifies you when the car has failed to return home at a set time.



Security Notifications

Two types of security notification functions let you know if your car alarm is activated or if the engine has been started during a set time period defined by you.



Warning Light Notification

If there's a problem with your car, a notification will be sent to your smartphone, indicating the cause and recommended actions. Contact details for roadside assistance or your local/preferred Suzuki dealer will be provided.



Recall Notification

In the event of a service campaign or relevant recall, the information is sent as a notification to your smartphone.

Apple, Apple CarPlay and iPhone are trademarks of Apple Inc., registered in the U.S. and other countries. Android and Android Auto are trademarks of Google LLC.

Peace of Mind as Standard

With Swift, it's safety first, second and third. Of course, driving safely is vital – but it's nice to know the car is doing everything it can to help. Keep you comfortable and protected. With a range of advanced safety features that constantly monitor the road and other vehicles ahead, the new Swift allows you to make every journey in confidence.



Dual Sensor Brake Support (DSBS)

When travelling above approximately 3mph, millimetre-wave radar and a monocular camera are employed to detect vehicles, bicycles, and pedestrians directly or diagonally ahead of the vehicle. If a collision seems possible, audio and visual warnings are issued to alert the driver. If the driver brakes with insufficient force, brake assist automatically engages to help slow the vehicle. And if the probability of a collision increases, the system automatically applies brake force to help reduce impact force and mitigate damage.



Driver Monitoring System (DMS)

A camera is installed next to the display to monitor the driver's face and read eye opening/closing, gaze and face direction. At speeds of approximately 43mph or more, a warning alarm will sound and an alert message will be displayed if the system detects driver's dozing off, drowsiness, or distraction.



Reverse Parking Sensors

Ultrasonic sensors in the rear bumper detect obstacles when reversing, and warning beeps sound to indicate the obstacle's proximity.



Intelligent Speed Control (ISC)

Combined with Adaptive Cruise Control, ISC is designed to help drivers keep to legal speed limits. ISC will reduce the vehicle speed as it drives through lower speed limits as recognised by the Traffic Sign Recognition (TSR) system.



Blind Spot Monitor (BSM)

Lane changing at speeds above 10mph is made safer with the addition of BSM, using millimetre-wave radar sensors in the rear bumper to detect vehicles located in or approaching the rear blind spots on either side of the vehicle. When a vehicle is detected, a warning icon appears in the door mirror on the side that the vehicle is approaching. If the driver activates the indicator on that side, the icon flashes and an audio warning sounds.



Rear Cross Traffic Alert (RCTA)

RCTA uses millimetre-wave radar sensors, at speeds of up to 5mph, to detect and warn of vehicles approaching from the left or right when reversing.



Traffic Sign Recognition (TSR)

Icons of recognised signs are displayed on the information display. Speed limit icons flash on and off if the speed limit is exceeded, and an audio alert sounds if the posted speed continues to be exceeded.



Lane Departure Warning & Prevention (LDP)

When the vehicle is travelling at speeds of approximately 37mph or above, and is departing the lane without the driver indicating, the system alerts the driver by sounding an audio alert or vibrating the steering wheel. If necessary, steering assistance is provided to help the vehicle promptly return to the centre of the lane.



Weaving Alert

When the vehicle is travelling at vehicle speeds of approximately 37mph or above and is weaving from side to side within a lane, the system sounds a warning buzzer and lights an indicator on the instrument panel.



ALLGRIP (optional)

Optional ALLGRIP Auto four-wheel drive* gives the driver peace of mind in everyday driving, especially when driving on slippery roads or snowy surfaces. Engine power is automatically distributed to the rear wheels, when the system detects the front wheels losing grip of the road, no buttons to push or levers to activate, it all happens automatically.



High Beam Assist

At speeds of 25mph or higher, high beam assist is designed to automatically switch the headlights between "High" and "Low", depending on the presence of other vehicles and also the lighting environment.

*ALLGRIP Auto is only available on selected model variants



Find your Swift



MOTION

Dynamically styled, packed with driver convenience features and advanced safety assistance, Motion key features include:

- 16-inch painted alloy wheels
- LED headlamps
- LED rear combination lamps
- LED daytime running lights
- Rear upper spoiler
- Adaptive Cruise Control
- Rear view camera
- Rear parking sensors
- Navigation
- Heated front seats
- Wireless smartphone link with Android Auto and Apple CarPlay
- Suzuki Connect connected services with 3-years free subscription
- 9-inch infotainment display
- Full colour driver info display
- Lane Keeping Assist
- Driver Monitoring System
- Dual Sensor Brake Support (AEB)
- Lane Departure Warning
- Lane Departure Prevention
- Weaving alert
- Traffic sign recognition
- Blind Spot Monitor
- Rear Cross Traffic Alert
- eCall
- Electric rear windows
- Keyless entry and start
- Rear privacy glass



ULTRA

In addition to all the features shown for Motion, Ultra also offers:

- 16-inch painted + polished alloy wheels
- Rear assist grips x 2
- Automatic air conditioning
- Rear heater outlet
- Electrically folding door mirrors
- Indicator integrated in door mirror
- Satin chrome interior trims
- Painted door trim ornament
- Front seat seatbelts shoulder height adjuster

What's your colour?

With a range of colours and dual-tone options, you can choose the perfect look to suit your personality.



Flame Orange Pearl Metallic



Pure White Pearl



Mineral Grey Metallic



Cool Yellow Metallic



Premium Silver Metallic



Super Black Pearl



Burning Red Pearl Metallic



Frontier Blue Pearl Metallic



Pure White/Mineral Grey



Cool Yellow/Mineral Grey



Burning Red/Super Black



Frontier Blue/Super Black



What's Motability?

The Motability Scheme enables people to get mobile by exchanging their mobility allowance to lease a new car. Choose your favourite Suzuki Ignis, Swift*, Vitara, S-Cross or Swace and lease it in exchange for your Government-paid mobility allowance. Many of our models start from Nil Advance Payment – which means you'll pay nothing upfront.

*Excludes Swift Sport.

Build Your Fleet

Get the best driving experience for your business, with Suzuki. Practical, stylish, safe and efficient. The award-winning Suzuki range meets all your needs. Plus, with excellent reliability and a dedicated Business Partners team, we're always on your side to help your business deliver more. Visit cars.suzuki.co.uk/business to find out how we can help.

Drive Away With Suzuki Finance



Once you've found the Suzuki for you, you may want to consider an ideal Suzuki Finance product to go with it.

What are the options?

- 1. Personal Contract Purchase** – Great for those who want flexibility; once you've agreed your deposit, repayment period and annual mileage, the dealer will work out the monthly repayment amount and optional final repayment amount. After you've made all the monthly repayments you will have 3 options: 1. Own the vehicle by paying the optional final repayment 2. Part exchange* 3. Return the vehicle (return conditions apply**).
- 2. Hire Purchase** – If you want to own the vehicle at the end this could be the product for you. Once you've agreed your deposit and repayment period, the dealer will work out the monthly repayment amount. Once you have made all the monthly repayments including interest, you will become the owner of the vehicle.
- 3. Personal Contract Hire** – This is a fixed cost rental agreement with no ownership option at the end. Select your new Suzuki, agree the annual mileage and term of agreement and pay an initial rental in advance, followed by regular monthly rentals over the agreed term. When the agreement comes to an end the vehicle must be returned (return conditions apply**).

What's the difference?	HP	PCP	PCH - Subject to Availability
Length of the agreement	From 1-5 years	From 1-4 years	From 2-5 years
Deposit/Initial Rental Required	Yes £0 deposit may be available	Yes £0 deposit may be available	Yes Initial payment of between 1-12 months rentals
Fixed Monthly Repayments	Yes	Yes	Yes
Maximum Permitted age of car at Agreement End	Typically 14 Years	Typically 7 Years	Typically 5 Years
Ownership option at agreement end	Yes	Yes After optional final repayment is paid	No Vehicle must be returned
Mileage and condition restrictions/charges (if you exceed agreed mileage or the vehicle is not in good condition upon return)	No	Yes Charges apply if you return the vehicle	Yes
Optional Final Repayment	No	Yes	No
End of Contract Goods Return Option	No	Yes Return conditions apply	Yes Return is compulsory. Return conditions apply

CREDIT IS SUBJECT TO STATUS. THE VEHICLE IS AT RISK OF REPOSSESSION IF YOU DO NOT MAINTAIN CONTRACTUAL REPAYMENTS

What's next?

For more information or help finding the right product for you, pop into your local dealer or cars.suzuki.co.uk/Suzuki-finance

*Part exchange subject to settlement of your existing finance agreement; new finance agreements are subject to status.**To avoid incurring charges, the vehicle needs to be in good condition (fair wear and tear accepted) and within the permitted maximum mileage. The vehicle is at risk of repossession if you do not maintain contractual repayment. **Personal Contract Purchase and Hire Purchase:** Credit is available to UK residents aged 18 or over; subject to status. Suzuki Finance is a trading style of Suzuki Financial Services Limited, St William House, Treasillian Terrace, Cardiff, CF10 5BH, Finance is available for Republic of Ireland residents, subject to status, and will vary from the above. The credit provider is Bank of Ireland Finance, which is a registered trading name of Bank of Ireland. **Personal Contract Hire:** Contract Hire is subject to status, age 18 and over. You will not own the vehicle. Contract Hire provided by Suzuki Contract Hire, a trading style of Lex Autolease Limited, Heathside Park, Heathside Park Road, Stockport, SK3 0RB.

THE SUZUKI SERVICE PROMISE



We believe everyone should be able to enjoy those little added extras – so we went and made them standard. With a team you can trust and a service you can rely on, you and your Suzuki are always in safe hands.

FOR YOUR CAR



Wash & vac for all pre-booked work



Vehicle health checks on every visit



Genuine Suzuki service stamp

FOR YOU



Range of payment options to suit you



Alternative transport options



Any additional work agreed by you

FOR YOUR PEACE OF MIND



Accident Aftercare
Free management of your accident claims and repairs



Service Activated Warranty
Free for cars aged 3+ years, up to 7 Years or 100,000 miles*



ADDITIONAL OWNER BENEFITS

Your Suzuki experience doesn't stop when you buy the car. We'll continue to look after you long after you've driven off the forecourt.

UP TO 7 YEARS WARRANTY

Every new Suzuki comes with a warranty that covers you for the first 3 years or 60,000 miles – whichever comes first. Followed by an up to 12 months / 10,000 miles additional warranty, with every qualifying service up until your car turns 7 years old or reaches 100,000 miles with our Service Activated Warranty.*

FREE 12 MONTHS BREAKDOWN COVER

We love keeping you on the road, hassle-free. That's why when you purchase a new Suzuki, we give you 12 months of comprehensive roadside cover.

FREE 2,000-MILE HEALTH CHECK

When your Suzuki has reached its 2,000-mile birthday, book in for a free service at your local Suzuki dealer to make sure your Suzuki is running like clockwork. After all, we know your Suzuki inside and out.

FREE ACCIDENT AFTERCARE

In the event of an accident we'll manage your insurance claim and ensure your car is repaired to the highest standards - it doesn't matter who you're insured by or who was at fault.

*Available to UK private retail customers on Suzuki cars. Valid for 12 months or 9,000/12,500 miles (based on your car's specified service interval). Activates on first qualifying service and renews on subsequent qualifying services, up to 7 years from first registration or 100,000 miles, whichever comes first. A qualifying service is one carried out by a Suzuki service partner in accordance with the applicable service schedule. Lapses if service schedule not maintained. Warranty does not apply to pre-existing faults. Terms & conditions apply. See www.suzuki.co.uk/terms-conditions

ALL EQUIPMENT

CATEGORY	DESCRIPTION	MOTION	ULTRA
Safety	ALLGRIP Auto 4-wheel Drive		(ALLGRIP model only)
	ABS with EBD and Brake Assist function	•	•
	ESP* (Electronic Stability Program)*	•	•
	Hill hold control	•	•
	Dual Sensor Brake Support	•	•
	Lane Keeping Assist	•	•
	Lane departure warning	•	•
	Lane departure prevention	•	•
	Weaving alert	•	•
	Traffic sign recognition	•	•
	Blind Spot Monitor	•	•
	Rear Cross Traffic Alert	•	•
	Intelligent Speed Control Support	•	•
	Driver Monitoring System	•	•
	Driver & front passenger airbags	•	•
	Front passenger airbag deactivation system	•	•
	Side airbags (incorporated into front seats)	•	•

CATEGORY	DESCRIPTION	MOTION	ULTRA
Safety	Curtain airbags	•	•
	Front 3-point ELR seatbelts with pretensioner and force limiter	•	•
	Front seat seatbelts shoulder height adjuster		•
	Rear 3-point ELR seatbelts with pretensioners & force limiters x2, 3-point ELR seatbelt for centre seat	•	•
	eCall	•	•
	LED high mounted stop lamp	•	•
	ISOFIX child seat anchorages x 2	•	•
	Child seat tether anchorages	•	•
	Childproof rear door locks	•	•
	Tyre pressure indicator	•	•
Security	Emergency flat tyre repair kit	•	•
	Immobiliser	•	•
	Remote central door locking	•	•
	Deadlocks	•	•
	Locking wheel nuts	•	•
Freewheeling key cylinders	•	•	

*ESP® is a registered trademark of Daimler AG.

ALL EQUIPMENT

CATEGORY	DESCRIPTION	MOTION	ULTRA
Comfort & Convenience	Adaptive Cruise Control	•	•
	Adaptive Cruise Control Stop & Go	CVT only	CVT only
	Rear parking camera	•	•
	Rear parking sensors	•	•
	Keyless entry and start	•	•
	Suzuki Connect	•	•
	Engine auto stop start system	•	•
	Driver seat height adjuster	•	•
	Electric front windows	•	•
	Electric rear windows	•	•
	Front cabin light	•	•
	Rear seat with 60:40 split folding	•	•
	Rear seat head restraint x 3	•	•
	Front accessory socket	•	•
Front sun visors with vanity mirrors & ticket holders	•	•	

CATEGORY	DESCRIPTION	MOTION	ULTRA
Comfort & Convenience	Front assist grips passenger's side	•	•
	Rear assist grips x 2		•
	Power steering	•	•
	Tilt-adjustable steering wheel	•	•
	Telescopic adjustable steering wheel	•	•
	Gear shift paddles		CVT only
	Clock	•	•
	Outside temperature display	•	•
	Fuel consumption display (average/instantaneous) and range display	•	•
	Full-colour LCD info display	•	•
	Low fuel warning lamp	•	•
	Lights-on and key-in reminder	•	•
	Front map light	•	•
	Luggage area shelf & lamp	•	•
Front & rear seatbelt reminder	•	•	

ALL EQUIPMENT

CATEGORY	DESCRIPTION	MOTION	ULTRA
Heating & Visibility	Automatic air conditioning		•
	Manual air conditioning (with digital control panel)	•	
	Heater	•	•
	Pollen filter	•	•
	Heated driver's and front passenger's seats	•	•
	Rear heater outlet		•
	Rear fog lamps	•	•
	Front wiper, 2 speeds (low, high) with adjustable intermittent + washer	•	•
	Rear wiper, 1 speed with intermittent + washer	•	•
	Automatic headlamps	•	•
	LED projector headlamps	•	•
	Manual headlamp levelling	•	•
	High beam assist	•	•
	LED rear combination lamps	•	•
	LED position lamps	•	•
	LED number plate lamps		•
	Daytime running lights - LED (integrated in headlamps)	•	•
	Guide me home light	•	•
	Electrically adjustable, heated door mirrors	•	•
	Electrically folding door mirrors with built-in turn signal lamp		•

CATEGORY	DESCRIPTION	MOTION	ULTRA
Storage	3 x cup holders (x2 front, x1 rear)	•	•
	Centre lower box	•	•
	Glove box	•	•
	Passenger side seat back pocket	•	•
	Centre console box with storage	•	•
	Storage pocket with bottle holder, all doors	•	•

ALL EQUIPMENT

CATEGORY	DESCRIPTION	MOTION	ULTRA
Entertainment & Communication	Wireless smartphone link with Android Auto and Apple CarPlay	•	•
	Navigation system	•	•
	DAB digital radio	•	•
	9-inch infotainment display	•	•
	x 4 speakers	•	•
	x 2 tweeters	•	•
	Bluetooth integrated into audio unit	•	•
	Steering wheel mounted audio controls	•	•
	12V accessory socket	•	•
	USB (type A & type C) and AUX connectors	•	•

CATEGORY	DESCRIPTION	MOTION	ULTRA
Styling	16-inch alloy wheels (painted finish)	•	
	16-inch alloy wheels (polished finish)		•
	Upper front grille - black	•	•
	Lower front grille - black	•	•
	Side under spoilers	•	•
	Rear upper spoiler	•	•
	C-pillar trim moulding	•	•
	Rear privacy glass	•	•
	Green tinted windows	•	•
	3-spoke leather covered steering wheel	•	•
	Body colour exterior door handles	•	•
	Body colour exterior door mirror covers	•	•
	Black coloured A & B pillars	•	•
	Painted instrument panel ornament	•	•
	Material door trim ornament	•	
	Painted door trim ornament		•
	Fabric seat upholstery	•	•
	Chrome interior door handles	•	•
Chrome hand brake release button	•	•	

TECHNICAL SPECIFICATIONS

	MODEL	1.2 MILD HYBRID		1.2 MILD HYBRID ALLGRIP	
	AVAILABLE MODELS	MOTION, ULTRA		ULTRA	
Engine	Type	Z12E		Z12E	
	Number of cylinders	3		3	
	Number of valves	12		12	
	Piston displacement	cm ³ 1,197		1,197	
	Maximum output	PS (kW) / rpm	82 (61) / 5,700		82 (61) / 5,700
	Maximum torque	Nm (lbf ft) / rpm	112 (83) / 4,500		112 (83) / 4,500
	Fuel distribution	Multipoint injection		Multipoint injection	
EU emission standard	Euro 6D		Euro 6D		
Transmission	Type	5-speed manual 2WD	CVT	5-speed manual 4x4	
	1st	3.545		3.545	
	2nd	1.905		1.905	
	3rd	1.240		1.240	
	Gear ratio	4th	0.906	2.500 ~ 0.392	0.914
		5th	0.697		0.718
		6th			
	Reverse	3.273	2.895	3.273	
	Final gear ratio	4.294	5.643	4.389	

	MODEL	1.2 MILD HYBRID		1.2 MILD HYBRID ALLGRIP		
	AVAILABLE MODELS	MOTION, ULTRA		ULTRA		
Weights & Dimensions	Tyres	185/55R16		185/55R16		
	Overall length	mm	3,860	3,860		
	Overall width	mm	1,735	1,735		
	Overall height	mm	1,495	1,520		
	Wheelbase	mm	2,450	2,450		
	Minimum turning circle	m	9.6	9.6		
	Ground clearance	mm	115	140		
	Seating capacity	Persons	5	5		
	Luggage capacity (seatback folded, VDA litres)		265	265		
	Luggage capacity (seatback raised, VDA litres)		589	589		
	Kerb weight inc full options	kg	949	984	1,037	
	Gross vehicle weight	kg	1,365	1,389	1,441	
	Max towing weight (braked)	kg	1,000		1,000	
	Max towing weight (un-braked)	kg	400		400	
Performance & Economy	Maximum speed	mph / km/h	103 / 165	106 / 170	99 / 160	
	0-62 mph / 0-100 km/h	seconds	12.5	11.9	13.6	
	Fuel tank capacity	litres		37	37	
	CO2 emissions	(WLTP)	g/km	99	106	110
		Low	mpg (l/100km)	61.4 (4.6)	55.3 (5.1)	55.3 (5.1)
	Fuel consumption	Medium	mpg (l/100km)	70.6 (4.0)	67.2 (4.2)	62.7 (4.5)
		High	mpg (l/100km)	74.3 (3.8)	70.6 (4.0)	65.6 (4.3)
		Extra High	mpg (l/100km)	56.4 (5.0)	52.3 (5.4)	51.3 (5.5)
	(WLTP)	Combined	mpg (l/100km)	64.2 (4.4)	60.1 (4.7)	57.6 (4.9)



For more information
or to book a test drive, visit:
cars.suzuki.co.uk/new-cars/swift/

Fuel economy and CO₂ results for the Suzuki Swift range. Mpg (l/100km) (combined): 57.6 (4.9) to 64.2 (4.4). CO₂ emissions: 110 to 99 g/km. Figures shown are for comparability purposes; only compare fuel consumption and CO₂ figures with other cars tested to the same technical procedures. These figures may not reflect real life driving results, which will depend upon a number of factors including the accessories fitted (post-registration), variations in weather, driving styles and vehicle load. Specifications and equipment vary depending on engine, transmission and model grade. Model availability varies by dealer. Please contact your local Suzuki Dealer for full details. All details correct at time of broadcast – March 2024. Vehicles shown throughout this brochure are for illustration only and may feature non-UK/ROI equipment. SuzukiGB PLC, Steinbeck Crescent, Snelshall West, Milton Keynes, Bucks MK4 4AE. Suzuki Customer Services 08085 011959 (UK) or 01 619 3671 (ROI). Calls may be recorded or monitored.